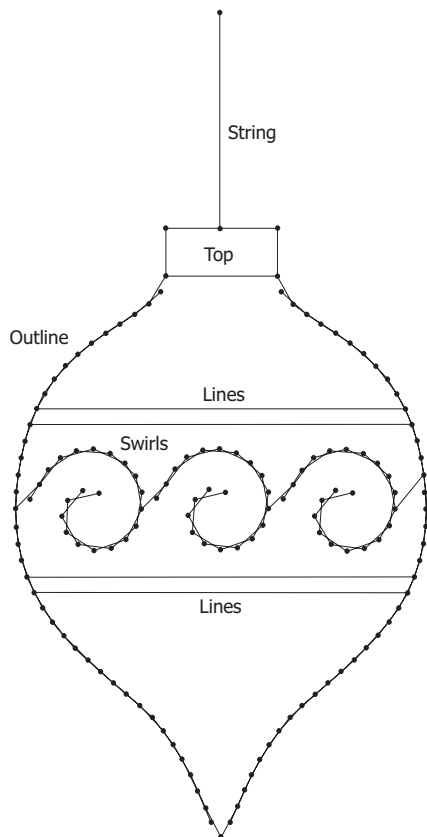
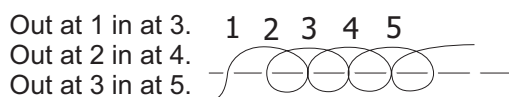


# Christmas bauble prick and stitch pattern




Work the bauble swirls and outline in stem stitch.

See the diagram below for stem stitch.



Stitch the lines, string and top using the illustration as a guide.



Copyright 2008 prickandstitch.ismycraft.com

These instructions are copyright © 2008 Prick And Stitch Is My Craft.

Published at [prickandstitch.ismycraft.com](http://prickandstitch.ismycraft.com)

E-mail [prickandstitch@ismycraft.com](mailto:prickandstitch@ismycraft.com)

This pattern can be used to produce cards for personal pleasure and personal giving.

Reproduction of this pattern is allowed for personal or teaching use.

This copyright notice should appear on all copies of the pattern.

This pattern is a free download from <http://prickandstitch.ismycraft.com>

There are more patterns at <http://www.stitchingcards.com>